



**L1480G1**

### Description

This 1480 nm, 2.0 W high-power InP laser diode has a multi-transverse-mode output. This source is suited to many applications, including LIDAR, aerospace, and illumination. It is packaged in a Ø9.0 mm TO can with a G pin configuration. This laser is compatible with our line of laser diode and TEC controllers as well as our selection of laser diode mounts and collimation solutions. It is recommended to have the base of the TO package in good thermal contact with a low thermal resistance heat sink.

### Specifications

Absolute Maximum Ratings <sup>a</sup>		
Specification	Symbol	Maximum
Output Power, CW	$P_{\max}$	3.2 W
LD Reverse Voltage	$V_{\text{reverse}}$	2.0 V
Operating Case Temperature	$T_{\text{op}}$	10 to 30 °C
Storage Temperature	$T_{\text{stor}}$	-20 to 80 °C

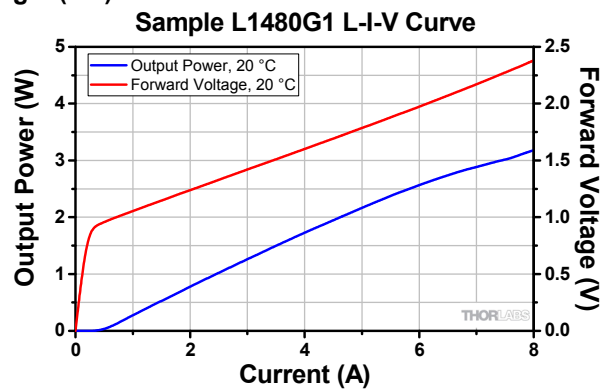
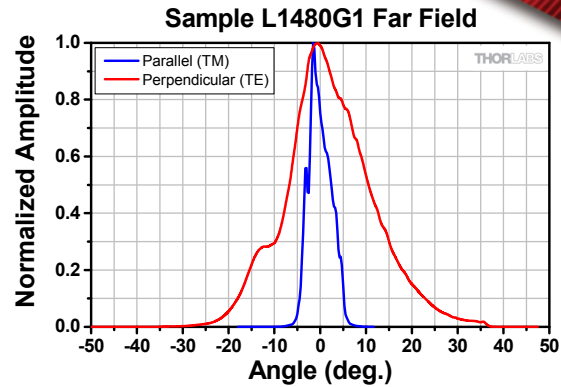
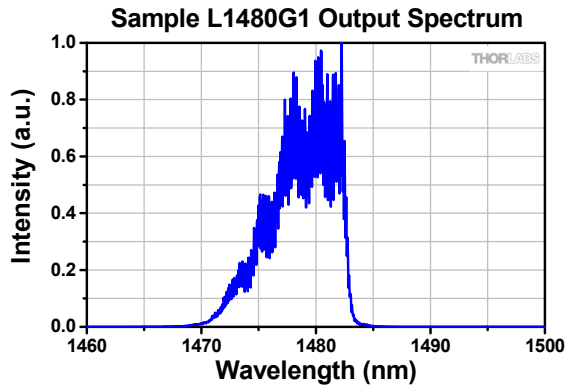


- a. Absolute Maximum Rating specifications should never be exceeded. Operating at or beyond these conditions can permanently damage the laser.

L840P200 Specifications <sup>b</sup>				
Specification	Symbol	Min	Typical	Max
Center Wavelength @ $P_{\text{op}}$	$\lambda_o$	1460 nm	1480 nm	1500 nm
Output Power, CW	$P_{\text{op}}$	-	2.0 W	-
Threshold Current	$I_{\text{TH}}$	-	480 mA	-
Operating Current CW @ $P_{\text{op}}$	$I_{\text{op}}$	-	5.0 A	8.0 A
Operating Voltage @ $P_{\text{op}}$	$V_{\text{op}}$	-	1.6 V	-
Slope Efficiency	$\eta$	-	0.43 W/A	-
Beam Divergence (FWHM) @ $P_{\text{op}}$	Parallel	$\theta_{\parallel}$	6°	-
	Perpendicular	$\theta_{\perp}$	20°	-

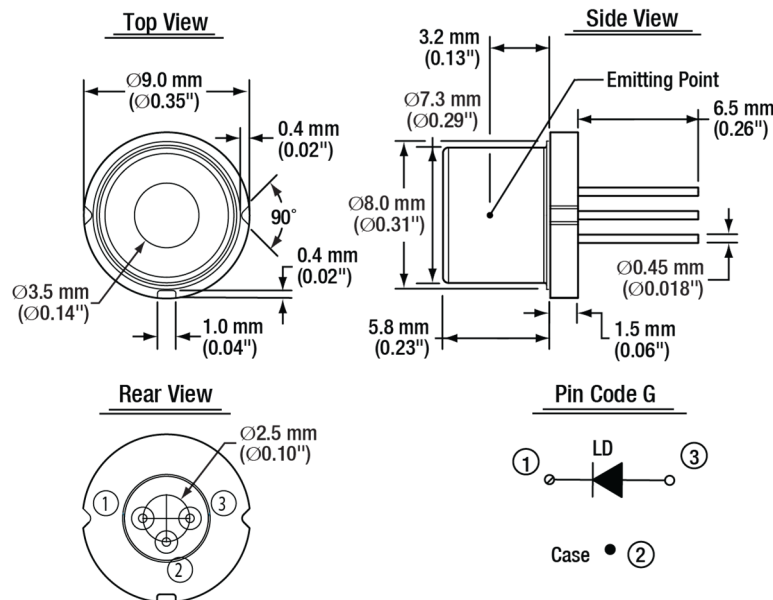
- b.  $T_{\text{CASE}} = 20$  °C, CW

## Performance Plots



The data presented here is for one particular laser diode. Slight variations in performance data will occur from device to device. The sample spectrum and L-I-V spectrum of the L1480G1 laser diode was taken at 20 °C. The far field was measured at a distance of 7" from the diode.

## Drawings



Pin	Description
1	Laser Cathode
2	Case Common
3	Laser Anode